

BF130-5 Odour Neutraliser



General
cleaning



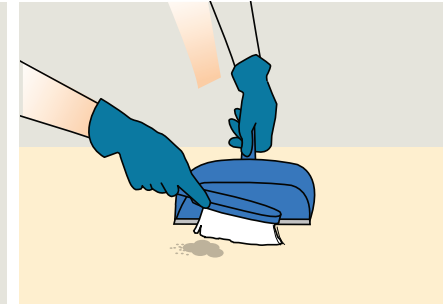
1 Place safety sign and use the appropriate PPE as indicated in the safety data sheet.



2 Apply solution undiluted into empty trigger spray bottle.




3 Spray the offending material to help neutralise the immediate odour.



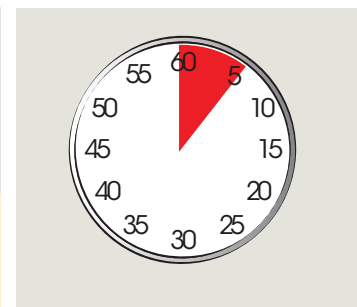
4 Remove as much solid by dustpan and brush.



5 Blot urine/liquids with white paper towel.



6 Respray surface liberally.



7 Allow to overcome both malodour and its cause.



8 Remove safety signs.

Areas of use



WARNING



Scan me for further product details including COSHH Safety Data Sheet



Cleaning equipment must be cleaned with products from the ntrl range, do not mix with other cleaning chemicals.

