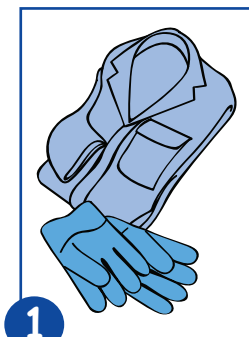


JANGRO Product Guide



Sovereign Floor Undercoat/Sealer BD240-5



1

Use appropriate PPE as indicated in COSHH/REACH data and place safety signs.



2

Place safety signs.



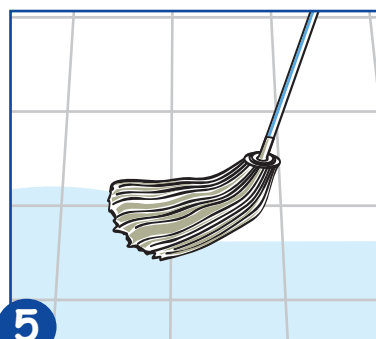
3

Prepare floor



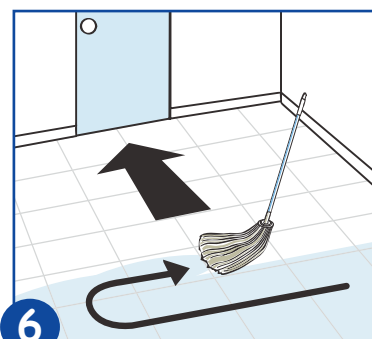
4

Pour solution undiluted into bucket or tray




5

Apply a thin coat with mop/applicator. If floor is old and porous, a second coat may be required.



6

Start at furthest corner away from door.



7

Leave to dry for 30 minutes.



8

Remove safety signs.

Health & Safety
Please refer to relevant
COSHH Sheet.