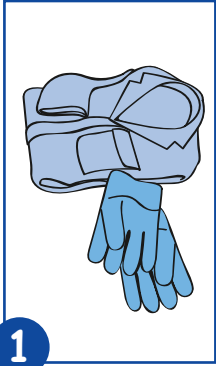



JANGRO Product Guide




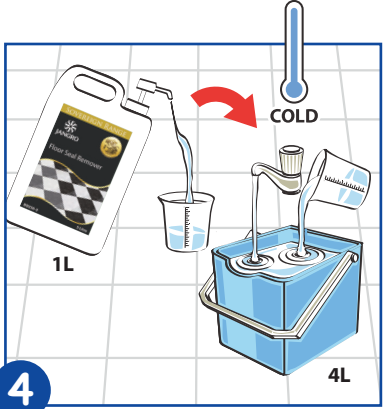
Sovereign Floor Seal Remover BD250-5




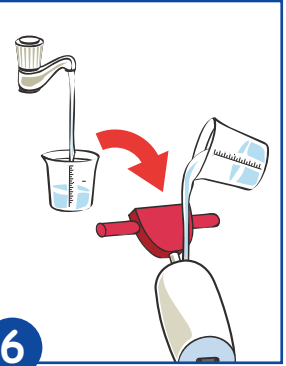
- 

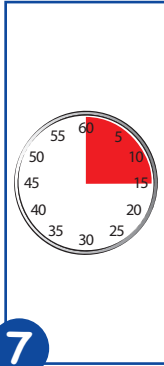
1 Use appropriate PPE as indicated in COSHH/REACH data.
- 

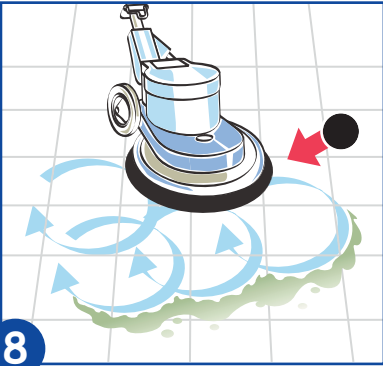
2 Place safety signs.
- 


3 Sweep floor.
- 

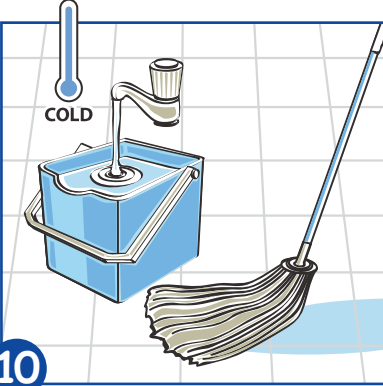
4 Dilute 1 litre per 4 litres of cold water.
- 


5 Mop solution onto floor.
- 

6 Fill solution tank with water.
- 

7 Leave for 15 minutes.
- 

8 Machine scrub using an overlapping pattern with black stripping pad.
- 

9 Remove slurry with wet suction machine or mop.
- 

10 Rinse well with clean, cold water.
- 

11 Once surface is dry, remove safety signs.

Health & Safety
Please refer to relevant
COSHH Sheet.