

Extraction Carpet Powder



Product Usage Guide


BE003-5



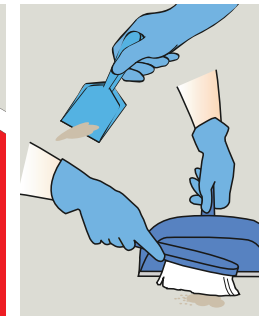
1 Use appropriate PPE as indicated in the Safety Data Sheet.



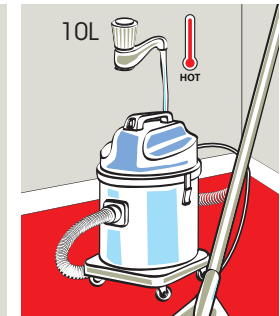
2 Place Safety Signs.



3 Clean carpet with vacuum cleaner.



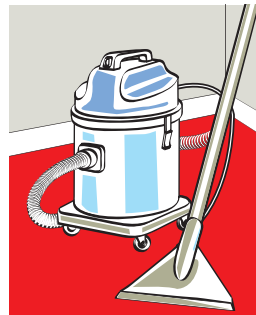
4 Remove any soilage/gum.



5 Add 10 litres of hot water to the extraction machine.




6 Sprinkle 15ml of powder into solution tank. Use double the amount of powder for heavy soiling.



7 Clean carpet with hot water extraction machine.



8 Leave to dry.



9 Remove Safety Signs.

Health & Safety

Please refer to relevant COSHH Safety Data Sheet



Scan for further product details



Test for colour fastness. Wipe off polished surfaces immediately.